

# AR15 Builder

Fri. Mar 6, 2009

<< Back

Search AR15 Builder

<b>FEATURED SEARCHES:</b>	511 Tactical Rifle Scopes Night Vision Blackhawk Tactical Handheld GPS	Homeland Degree Body Armor Duty Boots Tactical Training Quiz Blackhawk Gear	Military Training Army USMC Special Forces Air Force	Firearms Training Quiz Army Rangers Disaster Supplies SWAT Tactical Training	Leupold Scopes Gun Training Quiz Nightforce Federal Ammo Gun Training Reports
---------------------------	--	---	--	--	---



U.S. Concealed Carry - The Ultimate Resource for the Armed Citizen

Rated 6.43 out of 10 - From 7 votes

Rate the Building the AR15 - Options 1 Lowest

Click Here to add your review of Building the AR15 - Options

eMail this to a friend

## Building the AR15 - Options

[AZ556](#)  
[AZ556](#)

Thu Jul 24 2008

Thu Jul 24 2008

★★★★☆

Rated: 6.43 / 10  
7 Votes  
10371 Views

Here is a quick guide to the options involved in building an AR15 rifle or AR15 pistol



**Research.** You'll find endless opinions on the internet, at the range and in gun magazines for your new AR15. Decide what general type you might want and follow these steps to tune your AR15 into the rifle (or pistol) you are looking for.



- [Home](#)
- [Ask the Experts](#)
- [Gun Websites Blog](#)
- [Articles / Reviews](#)
- [Top 10 Lists](#)
- [Calendar of Events](#)
- [Location Guide](#)
- [Online Catalog](#)**
- Support our Website*
- [Picture Gallery](#)
- [Links](#)
- [Clubs](#)
- [Chat Websites](#)
- [Government](#)
- [Manufacturers](#)
- [News Archive](#)
- [Quotes](#)
- [Humor / Jokes](#)
- [Online Catalog](#)
- [Product Reviews](#)
- [Search](#)

- [About our Website](#)
- [About our Sponsors](#)
- [About our Editors](#)
- [About our Network](#)
- [Advertise with Us](#)
- [Get a Website](#)
- [Contact us](#)





**Step One: Receiver** The registered part of the AR15 is the lower receiver. You'll want to start your project here



There are plenty of AR15 lower receiver manufacturers out there. The four featured here are; Rock River, CMMG, Stag and DPMS



**Step Two: Upper** Next is the choice between Flat Top or Carry Handle options for the upper receiver




There is also a removable carry handle that can be added to the flat top AR15 upper receivers




**Step Three: Stock** The first decision to make in your choice of stock is to get a standard or collapsible style. If you choose collapsible, you'll find a very large selection to choose from


**HOBBYTRON.COM**  
 The Web's Most Popular Hobby / Educational / Toy Store!




**NITRO RC RACE CARS!**



**ELECTRIC RC RACE CARS!**




**AIRSOFT GUNS AND MUCH MORE!**



**RC MONSTER TRUCKS**

We carry a large selection of RC Race Cars, FM Transmitters, Toys, Robots, Science, Magic Tricks, Electronics, and much, much, more!  
[CLICK HERE!](#)

**Like our website?**  
 Help keep it free of ads  
 Please donate a dollar or two. Thanks



Sponsored in part by

TheWorks1022  
**TheWorks1022.com**  
 Assembling Built To Hunt & Target Shooters



**100% SATISFACTION GUARANTEED**

**TheWorks1022.com**  
[Sponsor our Websites](#)



**Step Four: Barrel** Choice of barrel includes length, style and type of handguards and muzzle device used



[Here is a review of an AR15 pistol build.](#) This is a breakdown of how this AR15 pistol was built. Parts used include a Rock River AR15 Pistol lower, Armalite upper receiver, Model 1 sales 7 1/2 inch Barrel. Also used a Phantom muzzle break, MagPul P-Mag, Modified AR15 Pistol Grip, V-Tac sling along with the various other parts needed to make it operate. This is not an SBR, it is an AR15 pistol



Some special tools are needed to work on an AR15. An armorer's block that holds the upper receiver in a vise (\$35) and a barrel wrench (\$30), front sight bench block (\$40), and a sight tool to install the front sight (\$10) so if you don't plan to do this too often, it may be cheaper to have a local AR15 gunsmith take care of some of these modifications



Gunsmiths can do a professional job of assembling your new



AR15, we have had more than one [built by the guys at Tucson Guns](#) here in Tucson, Arizona



To further 'tune' the AR15 , you replace the standard extractor spring an upgraded spring and added an 'o'-ring to stiffen the extraction. This is a quick \$15 job (including parts) at [Tucson Guns](#)



This AR15 information was built with help from and parts mostly from [Tucson Guns](#) and [Western Artifacts](#)

[www.TucsonGuns.net](http://www.TucsonGuns.net)

520-722-6886





[Top of Page](#)





[<< Back to the Article List](#)



There are no Visitor Comments on Building the AR15 - Options

[Add your Comment / Review - Click Here](#)

**Add your Comment / Review about Building the AR15 - Options**

Your Name:  \*Required

Email / Phone:

Title: RE: Building the AR15 - Options Change if desired

Your Comment or Review:

Thumb Rate Thumbs Up or Down ?

Pros:

